

INLINE SLALOM TECHNICAL COMMISSION

RULEBOOK 2024



VERSION 1.0



Address

Maison du Sport International
Av. De Rhodanie, 54 | 1007
Lausanne | Switzerland



Phone & Fax

Phone: + 41 216 011877
Fax: + 41 216 011877



Online

Email 1: info@worldskate.org
Email 2: alpine@worldskate.org
Website: www.worldskate.org



TABLE OF CONTENTS

1. INTRODUCTION AND DEFINITION OF THE DISCIPLINE	PAG. 3
2. INTERNATIONAL COMPETITIONS	PAG. 3
2.1 International Events sanctioned by World Skate	PAG. 3
2.2 World Championship and World Games	PAG. 3
2.3 Continental Championship	PAG. 5
2.4 World Cup	PAG. 7
3. TECHNICAL RULES	PAG.8
3.1 Inline Slalom Track	PAG. 8
3.2 Race Administration	PAG. 13
3.3 General rules of the competitions by Discipline	PAG. 19
4. EQUIPMENT	PAG. 30
5. FIELD OF PLAY/TRACK	PAG. 31
6. JURY	PAG. 33
6.1 Task of the Jury	PAG. 33
7. ANTI-DOPING	PAG. 34
8. DISCIPLINARY ACTIONS AND DISPUTES	PAG. 34
9. AWARD CEREMONY	PAG. 36
10. MEDICAL SERVICE	PAG. 37

1. INTRODUCTION AND DEFINITION OF THE DISCIPLINE

Inline Slalom stands for a young, fast-paced, and dynamic racing sport, which is a counterpart to the classical discipline of alpine skiing - just on the asphalt track.

More specifically: runners on roller blades move between goal posts as soon as possible "downhill" to leave the competition behind. All you need to have, in addition to the equipment, is a steep slope and flex poles. The latter are fixed by means of heavy metal plates on the asphalt. The high popularity of this form of roller skating is reflected in its booming expansion. The feed is immense.

2. INTERNATIONAL COMPETITIONS

2.1. International Events sanctioned by World Skate

World Skate may sanction and/or recognize events organized by different bodies or entities, providing those events with the dignity of official World Skate recognized events. These events shall be included in the World Skate Events Calendar. Sanctioned events are international events not organized directly by World Skate.

Here below the procedure to follow for the sanctioning by World Skate.

An official request must be sent to Sports Department by email (sportsdepartment@worldskate.org) specifying mandatory information:

- Name of the event
- Discipline
- Location, city/country
- Days of the event
- Typology of the event (Continental event, World Event...)
- Number of Participants Esteemed
- Number International Judges/Referees
- Competition Format and Schedule- Which will be the award provided for the competition (Medals, Trophies or Price money)

As the Sports Department receives the info requested, they will be sent to the Technical Committee for the approval of the Chairman. In the case of the positive answer, the Sports Department will send the **Terms & Conditions**.

2.2. World Championship and World Skate Games

Official language of the WORLD SKATE INLINE SLALOM Technical Commission is English. The race year

lasts from 1st January till 31st December

Classes

Competitors start for Junior Women, Junior Men, Senior Women, Senior Men

Age authorization

An Athlete, who is at least fifteen (15) years old at 31st of December in the year of the competition, can take part in World Championships and World Skate Games.

World Championship disciplines:

- Slalom
- Giant Slalom
- Parallel Slalom
- Team Race Slalom (one team per nation)
- Team Race Giant Slalom (one team per nation)
- Combined Race (Slalom and Giant Slalom)

2.2.1 Authorization

A World Championship can only be approved if at least two disciplines are performed in two days.

2.2.2 Award

Winner is awarded as “Inline Slalom World Champion”.

2.2.3 Quota Regulation

Nation, whose representatives reached the highest sum of World Cup points among the first 15 classified racers in Overall Standing in the category of men during the previous year, has a quota of 35 racers in this category. Other nations have a quota of 15 racers in this category. Nation, which represented the highest sum of World Cup points among the first 15 classified racers in Overall Standing in the category of women during the previous year, has a quota of 35 racers in this category. Other nations have a quota of 15 racers in this category.

Nation’s quota

Nation	Women	Men
Best nation	35	35
Other nations	15	15

The World Champions from the last Championships have a fixed place in their discipline regardless of the quota system.

For the nation of organizer, the start rate increased by a total of 30 start-places for the organizer nation.

All racers in both categories who finished the first run of SL and GS according to valid rules can start in the 2nd run without limit (the limit 40m-40w from WC is not applied).

2.2.4 Timetable

To each nation is given a timetable

2.2.5 Mixed Zone

It should be set up in the finish area. Athletes, coaches, officials, and media have entrance to this area.

2.2.6 Doping Control

It is performed after the doping control regulations of WADA and the World Skate Antidoping Rules.

Have selected for doping control are athletes is the meeting point in the mixed zone

2.2.7 Award ceremony

Place 1- 3 medals

Place 4-10 presents

2.2.8 Team managers Meeting

The Team managers should be conducted one day before the World Championship.

2.2.9 Participation and Accreditation managed by World Skate

World Championships are open to all the national teams of the Federations, which are members of World Skate, who have regularly paid their fees and have given confirmation of their participation according to the terms established by the Technical Commission.

The national Federation must confirm its participation thirty (30) days before the beginning of the World Championship and must complete the registration on the official World Skate platform(www.worldskate.org) within the deadline.

All the skaters must be members of their National Federation and must be covered by a federal or personal insurance.

There should be an accreditation for all officials, coaches, athletes and media. The participating nations must give the number of necessary accreditations to the organizing club announced. Only people with accreditation have access to the track, especially during the course inspection.

2.3 Continental Championship

Is in decision of the Continental Commission. Continental Championship is organized and awarded during the WORLD SKATE-World Ranking race. Only athletes who have “Active” status are allowed to take part in international competitions. Continental Championship cannot be organized and awarded during a WORLD SKATE-World Cup Race

2.3.1. Disciplines

Inline Slalom

Inline Giant Slalom

Inline Parallel Slalom

Inline Slalom Team Race (one team per nation)

Team Race Giant Slalom (one team per nation)

Inline Slalom Combined Race

Recommendation: The organizing nation / club should make it possible that several disciplines per age group can be held during one race event.

2.3.2. Age Start Authorization, Awards

Optional categories for awarding (depend of organizer and WORLD SKATE IS TC decision) :

2.3.2.1. Open/Overall Continental Championship start authorization > no age limit

It is awarded “Inline Slalom *Continental* Champion” in both classes

2.3.2.2. Continental Children Championship

start authorization -> at least eleven (11) and maximum fourteen (14) years old on 31st of December in the year of the competition.

It is awarded "Inline Slalom *Continental* Children Champion" in both classes.

2.3.2.3. Continental Juniors Championship

start authorization -> at least fifteen (15) and maximum eighteen (18) years old on 31st of December in the year of the competition.

It is awarded "Inline Slalom *Continental* Juniors Champion" in both classes.

2.3.2.4. Continental Seniors Championship

start authorization -> at least nineteen (19) and maximum thirty nine (39) years old on 31st of December in the year of the competition.

It is awarded "Inline Slalom *Continental* Seniors Champion" in both classes.

2.3.2.4. Continental Masters Championship

start authorization -> at least forty (40) years old on 31st of December in the year of the competition.

It is awarded "Inline Slalom *Continental* Masters Champion" in both classes

The Continental champions from the last Championships have a fixed place in their discipline regardless of the quota system.

For the nation of organizer, the start rate increased by a total of 30 start-places for the organizer nation.

All racers in both categories who finished the first run of SL and GS according to valid rules can start in the 2nd run without limit (the limit 40m-40w from WC is not applied).

2.3.3. Timetable

To each nation is given a timetable

2.3.4. Mixed Zone

It should be set up in the finish area. Athletes, coaches, officials, and media have entrance to this area.

2.3.5. Doping Control

It is performed after the doping control regulations of WADA and World Skate Antidoping rules. Have selected for doping control are athletes is the meeting point in the mixed zone

2.3.6. Award ceremony

Place 1- 3 medals

Place 4-10 presents

2.3.7. Accreditation

There should be an accreditation for all officials, coaches, athletes and media. The participating nations must give the number of necessary accreditations to the organizing club announced. Only people with accreditation have access to the track, especially during the course inspection.

The organizer of Continental Championship must provide video documentation on the whole track during

the whole race. This video has to be broadcasted live.

2.4 World Cup

World Cup disciplines:

- Inline Slalom
- Inline Giant Slalom

2.4.1. Age Start Authorization

start authorization -> at least thirteen (13) years old on 31st of December in the year of the competition.

It is awarded “Inline Slalom World Cup Winner” for Women and Men

2.4.2. Quota Regulation

Nation, whose representatives reached the highest sum of World Cup points in the category of men during the previous year, has a quota of 35 racers in this category. Other nations have a quota of 15 racers in this category.

Nation, whose representatives reached the highest sum of World Cup points in the category of women during the previous year, has a quota of 35 racers in this category. Other nations have a quota of 15 racers in this category.

Quota:

Nation	Women	Men
Best nation	35	35
Other nations	15	15

For the nation of organizer, the start rate increased by a total of 30 start-places for the organizer nation.

The limit 40m-40w best racers from the 1st run is applied for the 2nd run. A starting-list for the second run must be announced in time and must be available in a sufficient quantity.

The valuation for the list of results is the addition of both valued runs

All WC races are to be included in the WC point list, no cancellations (no reduction or elimination of results).

Women		Men	
Rank	Points	Rank	Point
1.	100	1.	100
2.	80	2.	80
3.	60	3.	60
4.	50	4.	50
5.	45	5.	45
6.	40	6.	40
7.	36	7.	36

8.	32	8.	32
9.	29	9.	29
10.	26	10.	26
11.	24	11.	24
12.	22	12.	22
13.	20	13.	20
14.	18	14.	18
15.	16	15.	16
16.	15	16.	15
17.	14	17.	14
18.	13	18.	13
19.	12	19.	12
20.	11	20.	11
21.	10	21.	10
22.	9	22.	9
23.	8	23.	8
24.	7	24.	7
25.	6	25.	6
26.	5	26.	5
27.	4	27.	4
28.	3	28.	3
29.	2	29.	2
30.	1	30.	1

Particular Results - Points of Valuation

2.4.3. Fees

No organizer fee

Entry fee per racer per race is up to the organizer (The entry fee is paid to the organizer).

2.4.4. Age Start Authorization

no age limit

Quota Regulation - No quota regulations

3. TECHNICAL RULES

3.1 Inline Slalom Track (Course)

Basic elements of a track

- Start Area
- Start / Start Constructions
- racetrack
- Time range / timing
- purpose / goal structures
- Target Sales

Technical elements

- Start- and finish devices
- Measuring devices
- Advertisements for sponsors
- Wired connections
- Slalom poles with platforms
- Safety Barriers have to be continuously on both sides of the track.
- Safety equipment
- Stereo System

Material needed

The head of material and technical constructional systems has to prepare following things

- Slalom poles in two different colors
- Enough platforms
- A corresponding number of flags, compatibly to the slalom pole
- Chalk or tabs for marking the poles
- Chalk or colors for marking the position of the poles
- Barrier material: metal bends are forbidden. Only plastic bends and nets are allowed
- Rebound mats

Pole designation

Position of the slalom poles must be marked well visible with color or chalk which remains visible during the whole race

Pole numbering

The poles must be numbered consecutively from the top of the track to its end and the numbers have to be fixed at each pole or fastening slab or written next to the fastening slab. Start and finish are not included.

Reserve poles

- The chief of the track is responsible for the right storage and availability of enough reserve poles.
- The poles must be seated so that they do not endanger or confuse athletes.

Blocking the track

- When the positioning of the poles has begun, the racetrack is blocked. At this time the athletes are not allowed to be on the track.
- Coaches, team managers and service personal etc. who are allowed to be on a blocked track, have to be appointed by the jury
- The jury or the OC can block the track or parts of it from the official training and race times for arranging it, athletes, coaches etc. are not allowed to be there at this time.

Changing the racetrack

- Nobody, except by instruction of the jury, is entitled to change poles, markings, flags or security facilities or break them down
- When the track is changed less than 1 meter in all directions, the track doesn't have to be inspected again.

■ Type of poles / Restraint system

- Only restrain-system with maximum height of 9 cm after tilt over is allowed.
- Tilt-poles: Only tilt-poles of a common construction are allowed.

■ Time Measurement

Connections

During all races, there must be a wired connection between start and finish. At international races there has to be a second one. It doesn't have to be wired.

Electrically time measurement

At all races, a time measuring system which catches milliseconds has to be used

Turn on time

The time measuring system must be turned on within one hour before the race starts

Assembling of the time measuring system (start)

Two poles which are ca. 90 cm away from each other are needed. They must be well fixed. The escapement must be fixed at the high of the competitors' knees and must not be changed during the race. If it needs to be changed during a race, an identical Equipment must be used in the same position.

Assembling of the time measuring system (finish)

Photocells of the time measuring system have to be fixed on pickets which must be oriented towards the slalom pole boundaries.

They have to be installed like this, that the ray catches the passing competitor somewhere between his ankle and his knees

The line between the photocells must be marked with color

Before turning on time, the checking of the complete time measuring system for assured function and right placement happens together with the TD.

Safeguarding

The time measuring system must be assembled like this, so that competitors won't be in danger.

Time measuring

● Start

The exact point in time, when the shank crosses the starting line must be recorded by the time measuring system. (Pushing the starting bar activates the time measuring system).

● Finish

With electrically time measurement, the clock stops when the competitor crosses the finishing line and breaks the ray of the photocells.

If a competitor falls and doesn't grind to a halt the clock can be stopped without both Feet crossing

the finishing line. The measured time is valid when the competitor immediately crosses the finishing line after this.

The official print tape has to be signed by the TD and kept by the chief of the time

If the official printer allows a hand time input or correction, there must be a printed a mark of distinction (asterisk or the like) which shows the correction on all time measure documents

Hand time measuring

Hand time measuring, completely separated and independent from electrically time measurement, must basically be used. Stopwatches and battery-operated time measure apparatuses, which are equipped at start and finish and are able to measure at least hundredth seconds, are adequate. Print tapes, measured automatically or by hand, have to be directly available at start and finish.

Synchronization

They must be synchronized before the beginning of each run. Preferentially with the same time as the electrical system.

Corrected hand time measuring

In each case of failure of electrical time measurement, the corrected hand measuring counts.

Interpretation of times measured by hand

Times measured by hand may be taken up to the official ranking after being corrected

Calculating the correction

The difference between the hand time and electronically measured time is calculated by the 5 former and the 5 following times of the competitor without the electronically measured time, or maybe by the 10 closest. The total of the 10 differences is divided by 10 and as a result you get the needed correction for manually taken time of the competitor without electrically measured time.

Announcement of times

Aligners have to organize adequate facilities for permanent acoustic and visual announcement of calculated times.

Loudspeakers shouldn't be installed near the start or time measuring system, if possible.

■ The Start

The starting area

The starting area is a barrier that there can only be the starting competitor in company of one particular coach and the functionaries working at the start. It must be protected against unfavorable environmental conditions.

Starting place

A separate place has to be made next to the starting area for coaches, team managers, service personnel etc. next to the starting area, where they can prepare for the race together with the competitors unhindered.

Starting ramp

The starting ramp should be built for a calm wait to the starting command. Breaks should not touch the ground.

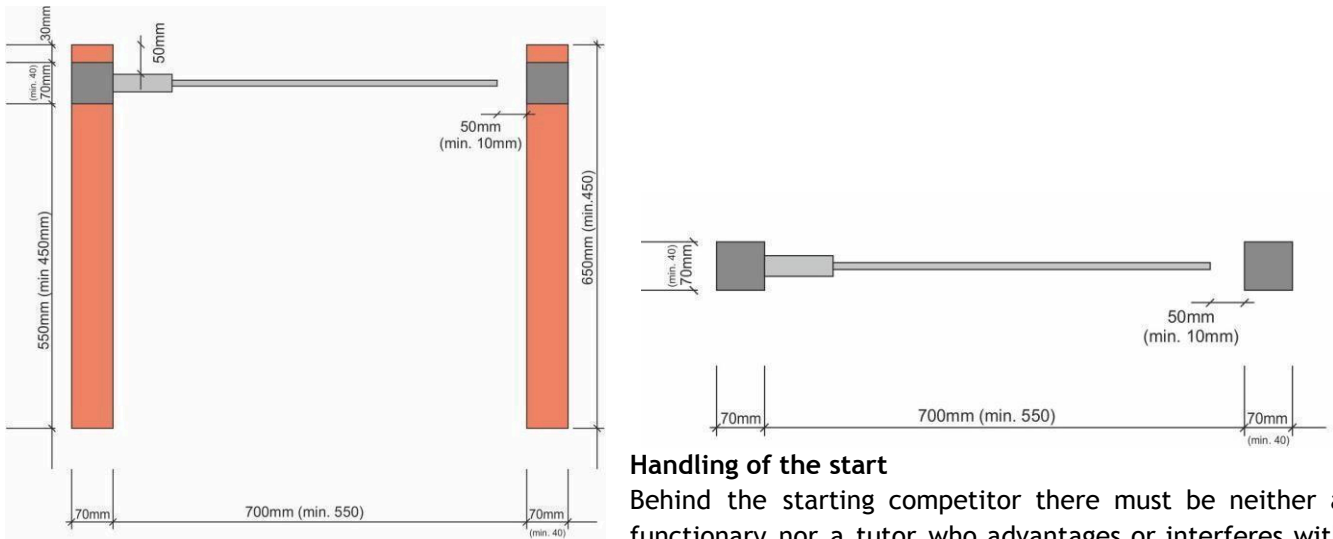
In Slalom WC, WCH, Continental CH and WRG there has to be a starting ramp, minimum 1,5m high.

But in rainy conditions, Jury will decide.

There has to be some protection next to the ramp.

Starting gate

The starting gate must be at least 45 cm high and at most 65 cm high. The rest of the dimensions have to comply with the following scheme.



Handling of the start

Behind the starting competitor there must be neither a functionary nor a tutor who advantages or interferes with

the start. Any help from others is not allowed.

The starter mustn't touch the competitor. At the disposition of the starter the competitor has to put his ski poles into the therefore intended position. Competitors without ski poles start without any help.

Delay at the star

A competitor who isn't at the start at his time will be disqualified. But the starting judge can excuse a delay if in his opinion it is caused by upper might.

Material defects or personal indisposition are not caused by upper might. In cases of doubt the starting judge may afford the start under reserve.

The starting judge makes decisions in this regard and has to report the name and number bib of the competitors, who weren't allowed to start because of delay or rather were allowed to take part in the race in spite of delay, or when they were allowed to start under reserve, to the TD.

Starting command

All starting commands have to be said in English.

Starting command at starts with start watch

The starter gives a sign to every competitor 10 seconds before the start: "10 seconds!" 5 seconds before the start he counts: "5, 4, 3, 2, 1" and then he gives the starting command: "Go!" preferable a hearable sign should be used. The starter must give the competitor the opportunity to see the start watch. Starting command without start watch.

"Start number....." "Ready-Go"

"Runner started, next runner with the starting number...."

Valid start and false start

At the start of races with a fixed starting time, the competitor must start after the start- signal. The starting time is valid if the competitor starts within following limits: 5 seconds before and 5 seconds after the fixed starting time. Every competitor who doesn't start within this period will be disqualified.

The starting-judge has to report the numbers of the competitors who did a false start or broke the starting-rules to the TD.

The finish area

The finish area is located at a well visible place, is invested adequately broad and long and has a softly outbound finish drive. At the end of the finish drive there can be put a big mat. The finish area must be completely blocked, but the security of competitors must be kept. Unauthorized people are not allowed to enter the finish area.

A stay ground which is separated from the real finish area must be arranged for those competitors who finished the race. There it should be possible to meet the present media. Finish-areas should be safe, so that the safety of the competitors is kept.

The finish line and its markings

- the finish line is marked by two tapes or similar at both sides
- the distance between the two tapes is at least 5 meters
- above the finish line a banner that says “finish” can be added
- the finish line itself shall be marked with appropriate color.

3.2 Race Administration

■ Team managers-meeting

At every international race a team managers meeting has to take place. Ideally, this meeting shall take place about 80 minutes before the start, or one day before. The TD takes the chair.

Compulsory attendance

- Team manager
- Chief of the race
- Leader of the medical employees
- Functionaries of organizer and presenter
- Journalists can also participate

■ Interruption of the raceBy a functionary at the track

To carry out maintain works on the track, to grant a fair and regular raceBy the jury

When rain starts to fall, the race is interrupted once. During the interruption the competitors can adjust their equipment to the new weather conditions.

In changing weather conditions, organizers should prepare equal conditions. Racetrack should be dried. It could also be flooded with water. Decision is made by the jury in cooperation with the organizer.

■ Continue after interruption of the race

The race continues with the first racer in the category.

The all-clear is made by the jury after the inspection of the track.

■ Cancellation of the race

Cancellation of an event is only possible from WORLD SKATE in agreement with the TC.

When changing conditions come up that a regular realization of the race cannot be granted. An interruption that is caused by a repeating reason can lead to a cancellation

If a race is interrupted during the first run and cannot be finished on the same day, it is to be handled like a canceled race.

Rain is no reason for a cancellation.

When there are extreme weather conditions, the jury can force to delay/ to cancel the race in cooperation with the team managers.

After a cancellation, the entry fee is not paid back.

Canceled races will not be valued to the ranking list

When there are two runs and the race is canceled during the second run, the first run can be counted as the result of the race.

This shall be announced in the meeting of the team managers.

There will be no World Ranking points awarded only at the ranked passage. WC-points are fully awarded only on the ranked passage.

Announcement of the cancellation

If a race is canceled before the day of the race, it is to be announced immediately.

- To the TD of the WORLD SKATE IS TC
- To the TD who is divided.
- If possible to all subscribed associations, national associations, nations.

Possible reasons for a cancellation before the day of the race

- A regular execution of the race cannot be granted due to the surface of the track

When the track does not refer to the regulations that were made in advance. Possible reasons for the cancellation on the day of the race

- When the track departs from the regulations that were made in advance
- When ambulance is insufficient or missing
- When the weather conditions disallow the beginning of the race
- Insufficient number of gate-judges
- When the time measure device does not refer or refers only particularly to the regulations of the WORLD SKATE IS TC
- When the analysis-program does not refer to the regulations of the WORLD SKATE IS TC

Cancellation of a race weekend

- By the organizing club
The cancellation is only possible in close cooperation with the national organizing association. This leads to a rejection of the WORLD SKATE IS TC further instruct. The organizing National Federation must be within a very short time a replacement club is carrying out a race weekend. The WORLD SKATE IS TC shall be informed promptly.

- The national federation

The organizing National Federation may cancel a race weekend. The organizing national federation must appoint a replacement within the shortest possible time associated with the implementation of a tournament weekend. The WORLD SKATE IS TC shall be informed promptly.

■ Drawing

A list of all valid starts must be made available by the point administrator. Women start first, men second. The next WC- race the ranking is reversed.

The drawing is to be made after the international points gradient towards the person with most points. The drawing must be made one day before the race.

For evening-races the drawing has to be made in the forenoon at latest.

In the case a competitor is subscribed and drawn for a race, he may not participate in other races.

Entry Fees

Entry fee is paid to the organizer before the race.

The sum of entry fee is specified in respective articles (WCH, WRG, ECH, WC, WR race) Every registered racer must pay the entry fee.

Racer does not have to pay the entry fee if he provides a medical document proving he is unable to start due to an injury or illness.

■ Official Lists

Official starting list for the 1st Run

Sufficient number of final start lists is recommended for all nations Body of the official start-listHeader

- Name of the organizer
- Name of the aligner
- Discipline
- Category of the race
- Mention of the jury by names
- Used time-measure-equipment
- Valuation of the race
- Date of the raceName of the track
- Official starting-time 1st Run, 2nd Run
- Track-Setter 1st Run; 2nd Run

Middle part

- Number of the competitor
- Forename and name of the competitor
- Association
- National Association
- Nation
- Rank list points

At the top, left and the right border of the sheet space can be used for the sponsors and the aligners. It can also be a separate cover

Official Starting list for the 2nd Run

- Name of the organizer
- Name of the aligner
- Discipline
- Category of the race
- Mention of the jury by names
- Used time-measure-equipment
- Valuation of the race
- Date of the race

- Name of the track
- Official starting time
- Official start time
- Race statistic

At the top, left and the right border of the sheet space can be used for the sponsors and the aligners. It can also be a separate cover.

Official result-lists

- The official result-lists are being prepared with the times of the valued participants
- If two competitors have the same lap time, the competitor with the higher starting- number is mentioned first in the rank-list.
- Combination-results are made by addition of the times of the particular disciplines. The official and signed (by the TD) results-lists are published on the website of the WORLD SKATE IS TC
- If the aligning association has the possibility, it can make an official and signed (by the TD) result-list for every nation.

Body of the official results-list

Header

- Name of the organizer
- Name of the aligner
- Discipline
- Category of the race
- Mention of the jury by names
- Used time-measure-equipment
- Description of the race site
- Weather conditions

- Name of the track
- Length of the track
- Names of the track-setters, first and second run
- Number of gates, first and second run
- Starting times, first and second run

Middle part

- Positioning
- Starting number
- Forename and name of the competitors
- Association

- National Association
- Nation
- Time
- Rank list points

Footer

- Race statistic
- Sign of the TD

At the top, left and the right border of the sheet space can be used for the sponsors and the aligners. It can also be a separate cover

Addition for starting-, result- and rank lists

- Specification of the belonging to the national associations only at national championships
- Specification of the nationality only at international races.

■ **Calculation of the results Starting cards**

Keeping a starting card is inalienable.

The analysis must be done by an analysis-program that is approved by the aligning country.

Unofficial times

- The times taken by the time-measure must be displayed as unofficial times on a panel. They should be understood by competitors and the media
- The times shall also be announced via the loudspeakers.

Official times

- The unofficial times must be published rapidly at the official billboard at the start or at the finish line before the start of inspection of second run and organizer has to inform competitors about result appearance
- From this time on the unofficial times count as official times.
- By the time of publishing, the protest-period begins.

■ **Starting sequence Starting Order**

Women

- First Run:
The one with most WR points starts first up to the one with the fewest points.
- Second Run:

Beginning with the slowest (time taken from the first run) in ascending order to the fastestMen

- First Run:
The one with most WR points starts first up to the one with the fewest points.
- Second Run:
Beginning with the slowest (time taken from the first run) in ascending order to the fastest

The limit 40m-40w best racers from the 1st run is applied for the 2nd run; a starting-list for the second run must be announced in time and must be available in sufficient quantity.

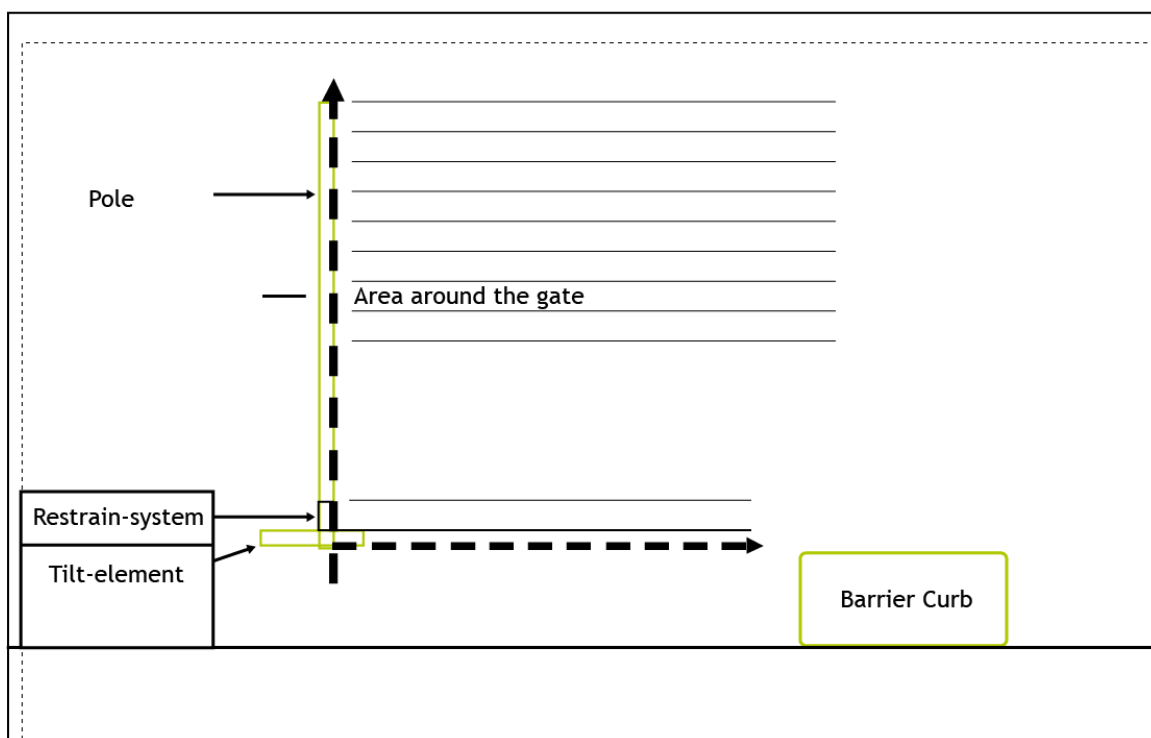
■ **Passing of the gates**

Competitor passes the gate correctly when both his skates cross the vertical line between the pole and the barrier curb.
Delay gates are passed from the same side, they have the same color.

The area around a gate/ gate-line

- The imagined horizontal line begins at the tilt-element of the pole and ends at the barrier or curb at the outside of curve
- The imagined vertical line begins at the tilt-element of the pole.

The area around a gate



■ Prohibition of driving on

When a gate is not passed accurately

- If a competitor did not pass a gate accurately and decides not to go back, he is not allowed to pass the following gates.
- If a competitor in the discipline Slalom doesn't pass a gate accurately, he can go back and continue his run at the gate where the mistake happened. In discipline Giant-Slalom the competitor is not allowed to go back and continue the race. But when the gate is passed correctly, namely while falling, then the competitor can continue the race.
- For this the competitor must make a bow above the gate. If the physical gate is moved from its marked position during the competitor's run, the competitor must make a full bow around the marked position of the gate on the ground, not the physical gate.
- The aim of driving on must be clearly visible
- If the runner defies this prohibition, in addition to a disqualification, a disciplinary punishment can be given to him.

- The dropped out or disqualified competitor should carefully go to an exit at the border of the track or the finish

After a fall with following medical treatment

If a competitor falls and gets medical treatment, he isn't allowed to continue the run.

■ Competitor's re-run requirements

A competitor that is interfered during the race, must stop promptly after the interference, leave the cruising range, and ask the allocated gate-judge or a member of the jury for a rerun. This demand can also be made by the team manager or coach.

The application for a rerun can only be granted or denied by the jury

If the TD or other members of the jury can't demand the responsible functionaries for the permission for a rerun, the TD or another member of the jury can ask for a provisional rerun in order to avoid a delay. This run is only valid if it is affirmed by the jury ex post.

Reasons for an interference

- Blockade of the track by a functionary, by an observer, by an animal, by a fallen competitor, by terms
- Actions of accident service
- Missing gate
- Other similar incidents, independent from the will and the abilities of the competitor that affect a slowdown on the effective track and so influence the result of a competitor.
- When all available time measuring devices do not work
- Changing of the weather conditions during the race are no reason to grant a rerun

Validity of the re-run

The provisional or granted run keeps its validity

Denial of a re-run

- If a competitor was disqualified before his legitimated rerun, no rerun is granted
- If a competitor keeps on driving after interference, he has no right to demand a rerun.
- The competitor can, after informing the starting-judge, according to the decision of the starting-judge, start at the end of the recently started group.
- If a competitor falls and moves in the process of the restraining system and the gate (the movement of the restraining system is the competitor's fault), the competitor cannot have a rerun. If the competitor wants to continue his race, he must go back and take a bow around the mark on the ground, not around the actual gate, if it is not at the marketplace (in the case, that he had not passed the moved gate accurately).

3.3 General Rules Of The Competitions By Discipline

■ Slalom

Technical Specifications

- A slalom gate consists of a tilt-pole with a fixation-system.
- The distance from pole to pole may not be less than 3m and not more than 8m.

- Not less than 30 gates and not more than 60 gates in 2 different colors
- Slalom must consist of horizontal (open) and vertical gates.
- the slalom contains:
 - min. 1 and max. 3 vertical combinations (three or four gates)
 - max. 3 delayed gates (bananas)
- The distance between the start and the first gate is measured from the end of the ramp.

Grade

The track must have a gradient of 6 % up to 15 % on average.

Width of the track

The track should be about 5m broad.

Arrangement of the track

- Avoidance of monotonous series of standardized combination of gates
- Gates that force the competitors to abrupt braking should be avoided. They interfere with the fluent driving without any difficulties that a modern slalom track contains.
- It is considered best to place a gate, which allows the competitors to pass the following combination controlled, in front of the difficult combination.
- The first two and the last two gates must not be vertical or delay (banana) gates.
- The last gates shall be so fast so that the competitors can pass the finish line very fast.
- The final gate is not placed too close to the finish line. It directs the competitor to the middle area of the finish line.
- The last gate should be set so that the risk of gate faults is minimized.

Checking of the slalom track

After setting the track by the track-setter, the jury must check the track for the preparations agreeable to a race

- Fixation of the poles in the fixation system
- The sequence of the colors must be kept
- The positions of the gates must be marked
- The gates must be numbered
- The backup-poles must be available and stored appropriate
- Start and finish must be according to the regulation

Completion of the track

The track must be prepared for race 1.5 hours before the official start

Locking of the track

The track stays locked on the day of race until the inspection

Inspection of the track

The competitors are allowed to familiarize themselves with the final track.

The way of the inspection

The competitors must inspect the track without skates and have to carry starting numbers with them. The inspection is made from start to finish.

Time of the inspection

- The time of the inspection is announced by the jury via loudspeakers.
- The duration for the inspection is 25 minutes. The jury can change that.
- The track must be cleared 15 minutes before the official start

The starting order is subject to alteration. Changes are made by the judges considering track-and weather conditions

The limit of 40m-40w best racers from the 1st run is applied for the 2nd run. A starting list for the second run must be announced in time and must be available in a sufficient quantity.

All-clear:

- The all-clear gives the TD at the beginning of the race
- The all-clear during the race gives the head of time-measuring

Start-intervals

The start-intervals must be chosen the way that the security is assured

The start-intervals must be chosen so that there is enough time for the gate-judges and track- staff to carry out their work according to the regulation.

The jury can allow the start in irregular intervals.

If a TV crew or livestream is present, the starting distance of at least the last 10 runners (or 5 runners in categories) is at least 15 seconds. This is measured from the finish line of the previous runner.

Valid start and false start

After „Go,“ the competitor must start within 10 seconds. The start is valid when the regulations are kept.

Execution of the slalom

Slalom must always be executed in two different ways.

Starting order

See Art. 23.

■ **Giant Slalom**

Technical Specifications

- **Gates**
A Giant Slalom consists of the two tilt-poles with a fixation system and a cloth spanned between. The cloth should get released from the pole in the case of too heavy contact. The cloth has to be attached to the gate through the Velcro system. It cannot be attached only as a slip-on. The cloth on the gate must be maximum 140 cm high.
- **Space between the gates**
- **The distance from one tilt-pole to the other tilt pole may not be less than 10m and not more than 15m.**
- **Delay gates (bananas)**
In case two consecutive gates are passed from the same side (delay gate), they have the same color. Maximum number of delegates is 3.
- **Number of gates**

- Not less than 20 gates and not more than 35 gates in 2 different colors
- Combination of gates
 - A Giant Slalom contains a rotation of big, middle and small radius. The competitor must have a freedom of choosing his trail between the gates.
- The distance between the start and the first gate is measured from the end of the ramp. Distance remains the same, 10 - 15 m.

Grade

The track must have a gradient of 6 % up to 10 % on average.

Width of the track

The track should be about 5 m broad.

Arrangement of the track

- Gates that force the competitors to abrupt braking should be avoided. They interfere the fluent driving without any difficulties that a modern slalom track contains
- The final gate is not placed close to the finish line. It directs the competitor to the middle area of the finish line.

Checking of the Giant Slalom track

After setting the track by the track-setter, the jury must check the track for the preparations agreeable to a race

- Fixation of the poles in the fixation system
- The sequence of the colors must be kept
- The positions of the gates must be marked
- The gates must be numbered
- The backup-poles must be available and stored appropriate
- Start and finish must be according to the regulation of the WO

Completion of the track

The track must be prepared for race 1.5 hours before the official start

Inspection of the track

The competitors are allowed to familiarize with the final

The way of the inspection

The competitors must inspect the track without skates and have to carry starting numbers with them. The inspection is made from start to finish.

Time of the inspection

- The time of the inspection is announced by the jury via loudspeakers.
- The duration for the inspection is 40 minutes. The jury can change that.
- The track must be cleared 15 minutes before the official start

Only the jury can change the starting order while changing the weather- track conditions

The limit 40m-40w best racers from the 1st run is applied for the 2nd run; a starting-list for the second run must be announced in time and must be available in sufficient quantity. Starting order

All-clear:

- The all-clear gives the TD at the beginning of the race
- The all-clear during the race gives the head of time-measuring

Start-Intervals

- The start-intervals must be chosen the way that the security is assured.
- The start-intervals must be chosen so that there is enough time for the gate-judges and track-staff to carry out their work according to the WORLD SKATE RAD TC-regulation.
- The jury can allow the start in irregular intervals
- The starting distance of the last 20 runners must be 60 seconds. Measured from the finish line of the previous runner. Only when TV is on the track.

Valid start and false start

After „Go” the competitor has to start within approximately 10 seconds. The start is valid when the “WORLD SKATE IS TC” - regulations have been applied correctly.

Arrangement of the GS

A GS always has to be done in two runs. If possible in two different runs.

If a competitor in giant slalom doesn't pass a gate accurately or fell, he cannot go back and continue his run.

Limits in the second run

The jury can reduce the participants in the second run. The condition is that the limit in the invitation or at the official billboard was shown.

It also can be advertised in the meeting of the team managers previous the drawing.

A GS can also be valued in one round when no second round could be completed after the decision of the jury.

Starting order see Art. 23

■ Parallel Slalom

A parallel event will be simultaneously on two adjacent competitors distances driven. The courses must be as accurate as possible in the horizontal and vertical the same.

Grade

The track must have a gradient of 6 % up to 15 % on average, width at least 6 m.

Parallel races will be played as SL or GS.

Both racecourses are set up in each of two different colors.

Number of gates

Minimum of 20 gates, a maximum 35 gates,

Start condition

Each runner must have a starting pass and have signed a declaration of athletes.

Qualification

One run race for all women and men

Number of qualifiers for 32er parallel slalom structure:

It will qualify a maximum of 32 women and 32 men with the best result time from the qualification race. 32er parallel slalom structure is based on results from qualification runs.

Start list

- There is a qualification start list for women and men.
- There is a 32er parallel slalom structure start list for women and men.

Inspection

- **Type of inspection**

Competitors must see the course without skates and landscaped with a starting number.

The tour can be done from top to bottom and from bottom to top. This is at the discretion of the jury.

- **Inspection of the track**

The start and end time of the inspection by the jury will be announced over loud speakers. Unless otherwise decided by the jury, the inspection time is 20 minutes.

30 minutes before the official start time is to clear the route.

- **Start**

The launch will be chaired by the chief of the start. For this purpose, built directly into the middle in front of or behind the two canopy doors as a podium from where he can survey the entire launch. It has two start assistants each time to help the contestants in their predetermined start position. The starter sets the start command

- **Start team (Parallel)**

1 start judge (who assesses the correctness of the starting and opening the start doors) 1 start assistant

1 chief of the start

Release the start

Cleared by the TD, in the further consequence of the chief of timekeeping.

Start machine

- Two doors start: An electrical control system opens the lock (electromagnet).
- Manual operation is permitted
- Simultaneous launch of both competitors must be ensured.

Lateral distance

The launches will be built with at least 3 m distance from each other.

Measurement of time

The running times are measured electronically, without exception, and thousandths. The respective organizer or organizers, however, remains free to decide whether the time differences over the total measurement time or differential measurement can be determined. The presentation of results but must identify the time difference. Maximum difference of the racers in the first run is 1 second. When the racers have a bigger time difference, it will be retracted to 1 second.

Start command

He first asks: "ready red?" The red on the course starts and then ends with "blue ready?" in the blue end of the course start. Only once at the end of "yes" answers, given the command "Attention" - "Go". When "Go" can also sound an audible signal, simultaneously opening the doors or starting the

fall board. In both cases, the competitors start within 5 seconds after the start signals.

Triggering of starting gates

The opening of the starting gates is triggered by an electrical pulse at the same time for both contestants.

Starting Order

The starting order is according to the overview from top to bottom.

All groups take the first one after the first, and then the second run. The lower starting number graduated first the red course, the higher the blue course. In the second pass will be exchanged. With this system all rounds of the finals start.

Repetition of the start

If the starting devices have been shown to have a technical error, the start is repeated.

Disqualifications

- If the competitor does not affect at least one skate.
- False start
- The competitor does not have both sticks in the designated and marked areas.
- Changing from one course to another
- Intentionally or unintentionally obstruct the opponent.
- Gate faults
- Racer is disqualified when he breaks through the start doors before they are opened.
- If the racer is DSQ or DNF in the first run, he will start in the second run with **1 second** penalization.
- When the racer is DSQ or DNF the second run, he loses. If both racers are DSQ or DNF in the first run, they will start the second run and the racer that passed the shorter part of track without mistake will be penalized with **1 second**.
- If both the racers are DSQ or DNF during the second run, the winner is the racer, who passed the longer section of the track without mistake.
- If both the racers have the same time in the first run and neither of them passes the second run (DSQ or DNF), the winner is the racer, who passed the longer section of the track without mistake.
- If one of the racers does not get on the start and does not announce his resignation, he loses the race. The other racer cannot start. Test runs are forbidden.

Protest / Protest Deadline

Protests must be declared immediately after the announcement of their results.

Finish

The finish systems are symmetric.

The photocell must be mounted on a line.

Each goal is characterized by a two-pole band representing "the finish gate". Each of these must be at least 3 feet wide. The poles of the inner side by side.

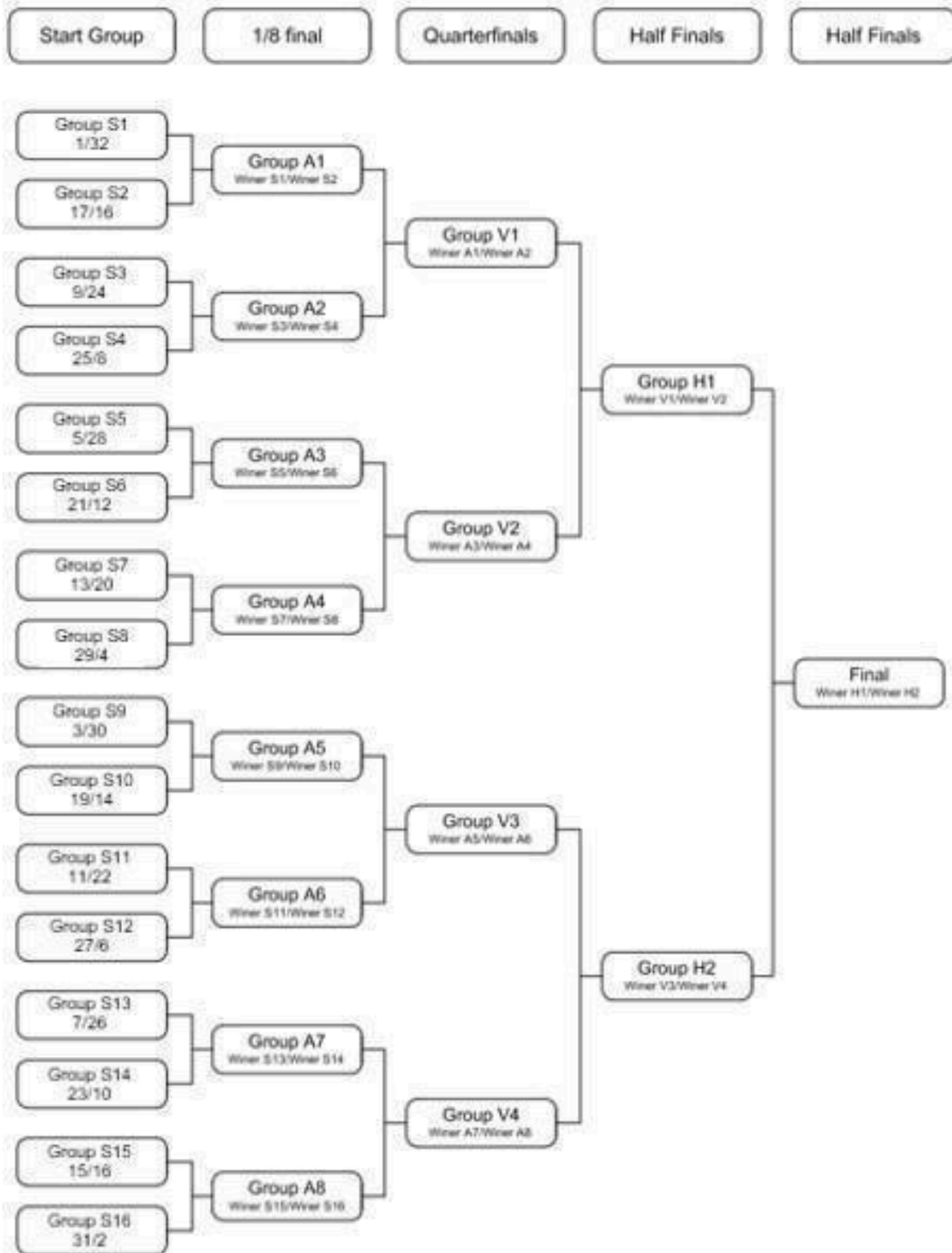
After the finish line, the finish area must be divided into two separate tracks (following the setting of the parallel slalom track). There must be a line made of plastic cones at least 6 meters long. The dividing line must not pose a threat to competitors' safety; therefore, the cones must be easily movable.

The finish line shall be marked.

Numbers

The competitors race number will keep them until the end of the contest.

32er parallel slalom structure



Qualification for the next round

- After the first round of the 32,16,8 and 4 winners are qualified, i.e., those in their group at a distance measurement to the lesser of the two time differences, or twice the number zero was recorded.
- A competitor for the next round of qualifying when his opponent is disqualified on the second run
- Case of a tie after two rounds must be a third run to start. The starting point will be drawn.
- Eighth final
The 16 qualified competitors start according to Overview pairs from top to bottom. The races are also run in two runs. There are 8 qualified for the quarterfinals.
- Quarterfinals
The 8 qualified competitors start according to Overview pairs from top to bottom.
- Rankings
From the losing contestants each round, the rankings shown in each case by the smallest time difference

Half Final and Final

The four qualified competitors start according to Overview from top to bottom.

The resulting losers start before the finale to the positions 3 and 4 extend. Afterwards, the finalists start their first round. Then again contested the half-finalists and finally the second round, the finalists their final race.

Other Positions in PSL

Racers are positioned in 5th-8th place according to the time from the qualification. Racers are positioned on 9th-16th place according to the time from the qualification. Racers are positioned on 17th-32nd place the time from the qualification.

In case of DNF or DSQ of the racer, the racer is classified as the last one in particular run (8th, 16th, 32nd). In case that several racers who are classified DNF or DSQ in the same run are the same, the time from the qualification is decisive.

Gate Judges

The gate judges are placed on both outer sides of the tracks. They will receive a flag whose color matches with that of course they control (blue or red), each order in which they committed errors immediately controlled section can show the jury. Errors must be enrolled on a control chart. (see gate judge).

Presentation ceremony

The ceremony can take place immediately after evaluation or later

Title

It is awarded the title "World Champion Inline Parallel Slalom (plus year)"

■ Team-Race

Team race can be organized in the following disciplines

Slalom (abridged) or Parallel KO Slalom

Slalom (abridged)

A team is formed up in the min to 2 Women and 2 Men (other valid combinations 3W+1M, 4W)

The placement of the teams is given by the sum of the times. Case of a tie, the ranking determined by the best individual score of each team.

If a member of the team disqualified (DSQ) or did not finish (DNF) a run, he will be classified with a time of the worst team member from that team in particular run and **penalty 6,5 seconds** to this time. The same goes if two or three racers are DSQ or DNF. If all four members are DSQ or DNF, the whole team is DSQ.

Inspection of the team race

All registered racers including the substitutes can enter the inspection of the first run of the team race. After the track inspection, the team manager announces the racers that will compete in the team race.

Start condition

Each runner must have a starting pass and have signed a declaration of athletes. The regulations of the WORLD SKATE IS TC rules are valid for this race.

Notifications

The competitors of each team must be named before the toss.

Each nation must register the exact number of women and men. One nation cannot register more than 4 racers (maximum 4 women or 3 women with 1 man or 2 women with 2 men). Each team starts with the number of women that they registered. It is possible to register more racers as substitutes, but it must be stated while the registration.

Awards

The top three teams must completely appear at the awards ceremony.

Parallel KO Slalom

Type of Event

- The race will be conducted as a parallel KO event.
- SL gates will be used
- International race - Teams
- WCH, CCH, WG race - Nations

Technical specification of the race - see Art. 36

Eligibility of the Teams

- Maximum number of teams allowed to participate in the Inline Slalom Team KO Event is 16.
- Standing of the Teams is done by adding WC points of best 2 women and 2 best men.
- The total Team size is limited to a maximum of 6 competitors; at least 3 competitors from one gender. 2+2 competitors are basic Team, and 1+1 competitors are substitutes (substitutes are not necessary). Substitute-man couldn't be substitute for a woman, but substitute-lady could be substitution for both genders.
- A competitor can only start in a run once.
- The final entries for the Inline Slalom Team KO Event (without names) must be done within 24 hours after the last scheduled Inline World Cup race has finished, prior to the event.
- Confirmation of the entries including names of the competitors must be submitted to the Team managers meeting for the Inline Slalom Team KO Event.
- If Race is organized like the World Championship, Continental Championship or World Games one team per Nation is required and allowed to start.

Seeding of the Teams

- The best Team, according to current WC Slalom competitors standing, will receive bib number 1 and the last Team will receive bib number 16. If two or more teams have the same standing a calculation will be made by adding slalom WC points of the best lady and best man (or second-best lady and man in case of tie) entered for the Inline Slalom Team KO Event. The highest result will be ranked first.

- 16 Teams will form 8 heats as follows: Heat 1: Team 1-16
Heat 2: Team 2-15
Heat 3: Team 3-14
Heat 4: Team 4-13
Heat 5: Team 5-12
Heat 6: Team 6-11
Heat 7: Team 7-10
Heat 8: Team 8-9
- Ladies will receive bibs from 1 to 2 and Men from 3 to 4, in alphabetical order.
- If a Heat is incomplete (for instance only 10 Teams at start), the best Team present will automatically qualify for the next leg.

Running the Competition

- Parallel Event
- Each individual leg between two Team opponents consists of 2 runs.
- The start order will be as follow:
“Course red” Nation 1 L1 against “Course blue” Nation 16 L1
“Course red” Nation 16 M1 against “Course blue Nation 1 M1
“Course red” Nation 16 L2 against “Course blue Nation 1 L2
“Course red” Nation 1 M2 against “Course blue Nation 16 M2
- The blue course will be located on the right hand
- For each individual heat the competitor, who is listed first or respectively on top of the pairing, will start on the red course for his 1st run.
- For the 2nd run of the heat, the competitors change courses

Points Scoring

- The winner of each individual Run scores 1 point for his/her Team
- In case of a tie of an individual Run, both Teams are awarded 1 point
- If there is a tie at the end of the Heat (4:4) the Team with the lowest combined time of the best individual lady and the best individual man (or second best in case of a tie for the best time) will win the Heat.
- If the teams cannot be separated by combined times, the team with the fastest single time is the winner.
- Reasons for disqualifications (immediate and without protest):
 - False start
 - Changing from one course to another
 - Interfering with the opponent, voluntary or not
 - Not passing through a gate correctly
 - Complete stop and/or stepping back is not allowed
- If both competitors fail to finish, the competitor who successfully went the furthest distance will be the Run winner

Awards

First 3 teams will be awarded

Structure of the race (example for 8 teams) Race

1st LEG	1 Heat 1	1-8	1st Run 4 starts (2L+2M)	
			2nd Run	4 starts (2L+2M)
	1 Heat 2	2-7	1st Run 4 starts (2L+2M)	

			2nd Run	4 starts (2L+2M)
	1 Heat 3	3-6	1st Run 4 starts (2L+2M)	
			2nd Run	4 starts (2L+2M)
	1 Heat 4	4-5	1st Run 4 starts (2L+2M)	
			2nd Run	4 starts (2L+2M)
2nd LEG	2 Heat 1 (1Heat 1 win - 1 Heat 4 win)			
			1st Run	4 starts (2L+2M)
			2nd Run	4 starts (2L+2M)
	'2 Heat 2 (1Heat 2 win - 1 Heat 3 win)		1st Run 4 starts (2L+2M)	
			2nd Run	4 starts (2L+2M)
Gold LEG	2 Heat 1 win - 2 Heat 2 win		1st Run 4 starts (2L+2M)	
			2nd Run	4 starts (2L+2M)
(could be) Bronze LEG	2 Heat 1 los - 2 Heat 2 los		1st Run 4 starts (2L+2M)	
			2nd Run	4 starts (2L+2M)

3.3.5. Combined Race

Technical specification

Combined races consist of one slalom run and one giant slalom run. First run of the race is slalom. For this run, Art. 34 applies as a rule.

Second run of the race is giant slalom. For this run, Art. 35 applies as a rule.

Starting sequence

In the first run -slalom, racers start according to the World Ranking slalom points.

In the second run -giant slalom, racers start according to the results from the first run.

Results

The result is the sum of the times of both runs for each racer.

If the race is carried out as a Continental Championship, the winner is awarded the title "Inline Slalom Continental Champion in Combined race"

If the race is carried out as a World Championship, the winner is awarded the title "Inline Slalom World Champion in Combined race"

If the race is carried out as a part of the World Games, the winner is awarded the title "Inline Slalom World Games Champion in Combined race"

Special regulations

- No World Ranking points are counted from this race.

4. EQUIPMENT

Equipment Of The Competitor

Number bibs

Form, size, lettering, and type of fixation must not be changed. The bib must have a height of at least 8

cm and must be legible.

Bibs can consist of commercial numbers and signs granted that each bib is marked identical Particular letters and numbers may not be higher than 10 cm.

Usual sleeveless bibs, also used in other sports, are adequate. Number bibs, which consist of Paper or shirts which are worn over the race overall or over protectors aren't allowed.

Wheels

Only linear arranged wheels are allowed.

Three, four or five wheels can be used. There are no limits for wheel diameter.

Ski poles

Racers can run with or without form fitting ski poles (no saved poles)

Helmet

Standard, fitting skate or ski helmet has to be used.

Hand protection/ wrist protection

Standard, fitting wrist protection has to be used. Alternatively cushioned gloves can be used.

Elbow protection

Standard, fitting elbow protection with protectors that can't shift has to be used.

Knee protection

Standard, fitting knee protection with protectors that can't shift has to be used.

Other protectors

It is recommended to wear more protectors

Completion with artificial light

The execution of races with artificial light is allowed. Light has to be come up with following conditions:

The intensity of light must not represent less than 80 Lux, detected parallel to the ground.

The Illumination shall be equal as possible including the finish area.

The floodlights have to be placed in such a way that the light doesn't change the topography of the track. The light must show the competitor the exact picture of the track and must not influence the estimation of the distance and the accuracy.

The light must not throw any shadow of the competitor or bedazzle him.

The TD has to control in time whether the light is according to the rules. The organizers provide Lux-gauges with cosines-adjustment. The TD or the race conductor has to make an additional report about the quality of the light.

The particular appointments of the "WORLD SKATE IS TC" regulations for slalom or giant slalom are in force.

5. FIELD OF PLAY/TRACK

General Information

- All international title bouts shall only be executed on tracks that are homologated by the particular national federation
- International races shall only be executed on tracks that are proposed by the National Federation, but the final approval has to be done by the World Skate Technical Commission by the particular national federation.
- The basic conditions for a homologation must be followed
- The input for a homologation of racetracks is to be addressed to the particular national federation

The input of the homologation must content the following documents:

- The acceptance for barring by the appropriate authorities
- The name of the track (Street, Place, Country)
- Photographs of the racetrack
- The length of the track
- The widths of the track
- The slope of the track (every 15 meters a checkpoint at that the slope is checked in percent, first check at the starting point, last check at the finish-point)
- The width of the track (every 15 meters a checkpoint at that the width is checked in meters, first check at the starting point, last check at the finish-point)
- The sort of the ambulance
- Bus bars
- A description of the areas of the starting-point and the finish-point
- A description of the staying-area for the competitors at the start- and finish-point
- Information about the sort of the necessary security-facilities
- The type of the timing-conditioning
- Expected place of the sanitary conditionings
- Information about the curbs and their height
- The duct covers
- The loading chambers
- The valves (Gas/water)
- Pavement-stripes cross the street
- Fences, walls, jutties, tree-groups, traffic-signs along the track which must be secured or removed
- Place of the race-office
- Map of the area racetrack
- General state of the pavement (graining, upraises)
- Description of the starting area
- Description of the finishing run-out Information about the contact-address with telephone, fax and email address of the organization leader
- Used material for the barrier
- Sort of security

As soon as the necessary documents are available the applicant addresses the petition for homologation of the racetracks to the national federation or hand it the TD of the particular federation on the occasion of the check on the spot. While checking the track the TD writes the report of the check and draws the ordered home-improvement project in the sketch of the track.

The demission of the homologation degree is carried out by the TD of the particular federation.

The validity of the homologation degree

Homologation degrees are dismissed especially for Slalom and Giant-Slalom by the TD

Duration of validity of the homologation degree

A homologation degree in the branches of Inline Slalom is valid so long as no changing of the track by nature itself or by building influences occurs or the demission about the technical conditions is not changed.

Changes by the nature can be:

- Breaking of walls
 - Connoting of the area
 - Construction of high buildings
 - Decline of the pavement
 - Changing of the routing and lay-out of roads regarding width, length and slope
- For the homologation of the track charges are callable that are regulated in the tariff of the particular national federation.

6. JURY

WORLD SKATE IS TC

- TD
- TD - Assistant
- Chief of the race
- Chief of the time (no voting rights)
- Chief of the track (no voting rights)
- Chief of gate judges (no voting rights)
- Starting judge (no voting rights)
- Finishing judge (no voting rights)
- As assistance for a decision, the jury can appoint additional advisers. They have no voting rights.

Allocation of votes

- All persons with voting power only have one vote.
- In each case the TD takes the chair.

6.1 Tasks Of The Jury

- abidance of the race rules during the complete race
- decisions about disqualifications
- decisions about disciplinary measures against competitor, team managers, coaches, course compositors, service staff, sponsor agents and bystanders
- decisions about protests
- enacts of special instructions before and while the complete race
- changes of the starting sequence regarding the track condition and exceeding terms
- checking of the starting passes
- decisions about applications of the TD to exclude a competitor because of lack of physical, mental, and technical requirements
- decisions about re-starts
- decision to abort a race
- allocation of the competitors for the drawing according to the race rules
- questions and decisions which are not clarified in the regulation

Contradictoriness

- competitor may not be member of the jury
- member of the jury may not be a competitor

Actions of the jury in temporal order

The jury meets before the drawing of the number bids to their first meeting and finishes her task at the end of the protest period against the result list.

Decision-making ability of the jury

Decisions, which take collateral or direct influence on the race, may only come to a decision in agreement with members of the jury entitled to vote. This can be done at a jury meeting. All decisions must be written down and taken to the poster intended for it with time date and signature of the chairman.

The WORLD SKATE RAD TC can declare sanctions against the jury or individual jury members.

7. ANTI-DOPING RULES

Concerning the doping control sample collection processes and laboratory analysis, World Skate Anti-doping rules, WADA Code and International Standards for Testing and Investigation (ISTI) will be observed, incorporating the requirements of the technical document for sport specific analysis (TDSSA).

8. DISCIPLINARY ACTIONS AND DISPUTES

A competitor is getting disqualified by the jury in the case he or she:

- Practices on a track that is locked for competitors
- Changes the track in any way without any order made by the jury
- Behaves in bad way towards the functionaries, competitors, or observers
- Violates the regulations
- Violates any decision that was made by the jury
- Participates in the race under wrong personal details
- Remains on the track not within the times given by the jury for the inspection of the track
- Changes his starting-number unauthorized
- Circumnavigates a gate not referring to the regulationsDoes not wear the protection kit or only parts of it
- His skates do not refer to the regulations of the race
- Accepts the help of others
- Drives along the course next to the track (shadow driving)
- Does not Inspects the track after the orders of the jury
- Has obscene names of symbols on his equipment
- Interferes another competitor voluntary
- Wears not the allocated starting number, but another

Sanction by the jury against the competitors:

- Oral warning
- The forbiddance to participate on a following race at the same or the next day

Sanctions by the “WORLD SKATE IS TC” against competitors:

- Only the allocated TD and the “TD of the WORLD SKATE IS TC” can apply to a meeting of the “WORLD SKATE IS TC”. This can happen oral or written.
- Only the “WORLD SKATE IS TC” can annunciate sanctions.
- The “WORLD SKATE IS TC” can forward an application to sanction against the competitors to the federation where the competitor is notified for further handling.
- Decisions of the “WORLD SKATE IS TC” are obligatory for all nations.

Bad sportsmanship

Bad sportsmanship includes for example:

- intentional track equipment damage by athlete
- verbal abuse and swear word use against another person
- crossing the 6 m dividing line after the finish line in parallel slalom
- riding on in the track after missing a gate (after disqualification)
- other bad sportsmanship related action

By violating these norms, the jury has the possibility of oral warning, warning through a yellow card or giving the runner a fine. The action should be declared together with disqualifications after the race and also written in official results. Racer will have the yellow card warning during the whole season on all World Ranking races and races where the arranger is World Skate Inline Slalom Technical Commission. If a bad behavior action is repeated, the jury must punish the competitor with a fine.

Protests

Protest legitimacy

For protest-legitimation:

- Associations
- Team manager
- Coach
- Competitors are authorized

Form of the protests

- The protests have to be handed in written form.
- The collective protest of more competitors is not allowed. At Team-races, the protest has to be handed in by the team manager.

A protest that is handed in can also be rejected by the objector before the publishing of a decision of the jury. The fee has to be refunded in that case. An early rejection of the protest is not possible when the jury or a member of the jury because of time-reasons makes an intermediate-decision, as e.g. a decision „with reservation “.

- Protests that are not handled in the prescribed way or without paying the protest fee in due time must not be regarded.

Kind of the protests and protests term

- Against the admission of competitors before the drawing
- Against the equipment of a competitor one hour before the official Starting time
- Against the track or its state one-hour before the official starting time
- Against the racecourse immediately after the finishing
- Against other competitors or a functionary because behavior against the rules during the race immediately
- Against a disqualification during 15 minutes after publishing the Disqualification-list
- Against the time-measurement during 15 minutes after publishing the ranking-lists
- Against the decision of the jury immediately after the publishing, but before the end of the deadline
- Against the starting list immediately after publishing
- Against the ranking-list during 10 days after publishing
- Against the valuation of the race during 10 days after publishing
- Against the international ranking-list during 10 days after publishing

Protest fee

The Protest fee costs 50 €.

The Protest fee stays at the organizer.

With the acceptance of the protest the protest fee is refunded to the objector.

Place of the protests

Protests have to be hand in to the TD in written form in the finish or into a place chosen by the team managers meeting

Protests to the “WORLD SKATE IS TC”

For the decision about protests are appropriate:

- The court of federation of the particular, organizing, national federations
- The “WORLD SKATE IS TC”

With the protest a protest fee is callable that is refunded when the protest is acknowledged. Submission All protests have to be written down and detailed. Evidence has to be enclosed. Protests that are hand in belated are to be rejected by the “WORLD SKATE IA TC”.

Handling Of The Protests By The Jury

Place of protest

The jury assembles for the handling of protests by assigning place and date

Persons involved

For the negotiation of a protest against the conclusion that a gate was passed contrary to rules the concerned, gate-judge and at the most the gate-judge of the gates close-by other concerned functionaries, the concerned competitor and the protesting team manager or coach are being asked.

Basic principle for finding a solution

For adjudication on a protest, only the members of the jury are present. The TD presides. Minutes are being taken that have to be signed by all the members of the jury. There is a free consideration of evidence. The regulation that is based on the adjudication shall be executed and interpreted as it accords to a fair sports-race and especially the consideration for keeping up the rules.

The adjudication is to be published immediately after reconciliation at the billboard, whereupon the time of publishing must be mentioned.

Evidence By Video

A video asset can be installed during WORLD SKATE IS TC-races.

Any video can be used by a jury in order to make a correct judgment of any situation during the race.

9. AWARD CEREMONY

The award ceremony may not be held before the end of the race and not before the approval of the TD

The award ceremony shall be carried out close to the end of the race and in consideration of possible protests

Aligners and organizations are allowed to present the expected winners before the ceremony. This is to be made unofficial and must not be in the place of the award ceremony.

The best 6 women and 6 men get awarded whereupon the best three will be highlighted. The First Three on the Podium, the other three awarded outside the Podium.

Possible prize money, cups, material prizes, flowers, etc. is donated by the aligning association

The national flags of the three winning nations will be raised.

The national anthem of the winning nation is played.

10. MEDICAL SERVICE

Medical service for the competitors and organizing staff have to be available at the track while training and the race. The head of medical personnel and rescue service must be connected to his helpers before the beginning of the official training he has to agree with the race leader. He must be connected with the jury.